



Advanced

Fifty Shades of Grey

Entry 1 of 17



Border colour: [Click image to enlarge](#)

A very nice B & W image with no distractions. The title is good, but I do think the light area at the back should be toned down just a tad, because it does draw my eye, but the foreground detail is excellent. 16 MARKS. Final remark: good tonal range, but I would still like to see a little more detail in the light area!



Advanced

Robin

Entry 2 of 17



Border colour: [Click image to enlarge](#)

Entry Notes:


I have looked closely at the Robin and find the bird to be very sharp with a lovely catch light in the eye. I think I would have taken more off the top to stop the background from drawing the judges eye and to make the bird dominate the area. A very good image HIGHLY COMMENDED 16 MARKS. Final Remark: Highly commended because of the quality of feather on the Robin and caught perfectly!



Advanced

Hiding in the Grass

Entry 3 of 17



Border colour: [Click image to enlarge](#)

Entry Notes:

The title does not work for me as the antelope is feeding on the grass, so better titling please. The hair is sharp as are the horns, but the grass in the foreground does intrude. Exposure is excellent. 15 MARKS. Final Remarks: Good attempt and I can see what the author wanted from this image, but with my old judges hat on I can see the problems a judge would have with this image.



Border colour: Click image to enlarge

Entry Notes:

This image sets off all sorts of emotions as you can't fail to be drawn to the lady and what life must be for her. B & W suits the image. The background gives an impression of a jail. The author must be careful with the lightening of the main part of image of the lady. The enlarged image is much better than this. For printing this image I would have used a hard grain filter. COMMENDED 17 MARKS. Final Remarks: With a little work from the author, could work well in competition.



Border colour: Click image to enlarge

Entry Notes:

Image is beautifully sharp and the feather quality is superb. The eye is again very well caught. The title could have been "The Hunter" and would still have worked. The lighting has been very kind to the author as the bird is well lit. I would take a little more off the left hand side to draw the judges attention to the hunter, but don't centralise the bird. HIGHLY COMMENDED 18 MARKS because of the light and quality of the Bird and the wonderful light of the birds eye.



Border colour: Click image to enlarge

Entry Notes:


The lighting on this image works very well and, when enlarged, even better. The image has been controlled very well for exposure and the symmetry works well. If it was my image I would take off the anther top right and bottom left to focus all attention to the other four which are superb. COMMENDED 17 MARKS Final Remarks: Commended because of the lovely gentle light on the flowers and beautifully sharp throughout.



Border colour: Click image to enlarge

Entry Notes:

Title is very good and to the point with the background water droplets I would try to lighten the eyes just a tad. The image holds up on it's own and the flower is fighting this lovely lady for attention so I would advise this technique only when the image needs something else to lirr it. COMMENDED 17 MARKS Final Remarks: Lovely image and works in B&W. Eye's need a lift and the author knows my feelings about the red flower which is and looks false.



Border colour: Click image to enlarge

Entry Notes:


This bridge is well known to me. The graffiti is what the image is about, so for a title I would use that. It is a winters day but I do not think the title is strong enough. The image has a surreal feel and I love the light in the tunnel on the graffiti. With the title "Winter day" the judge will look for something in the image to suggest that. Titing is very important and is if you like the icing on the cake. 16 MARKS. Final Remarks: Love the feel of the image and the light in the tunnel.



Border colour: Click image to enlarge

Entry Notes:

This takes me back to where I started my professional career. The lighting is superb and has helped catch the movement. The powerboat, which is a mono hull, has been stopped about right. I would have taken some more off the right hand side and lost the buoy in the background and the light area top right. My eye is being drawn to the heavy spray middle right and if that was cropped out then the light spray would fill that area nicely. HIGHLY COMMENDED 19 MARKS.



Border colour: Click image to enlarge

Entry Notes: A very brave attempt. The major problem is making sure the prime sharp area is the beak while allowing everything to soften to the back of the image. The beak is not as sharp as it should be and this could be depth of field, hand held camera with the need to be more steady or to slower shutter speed. I think the lower light suites the subject and the background in not intrusive. 16 MARKS Final Remarks: A little more attention to detail would have made this a better image...



Border colour: Click image to enlarge

Entry Notes: When viewed enlarged, the glass is really translucent and the teasel is very sharp and B & W suites the subject well. I am not sure that the author needed the window on the right as it fascinates me and draws my eye, which it should not. To take it out would upset the balance, so I think I would just try to tone the window down so it does not draw the eye. COMMENDED 17 MARKS. Final Remarks: I like the idea and the presentation.



Border colour: Click image to enlarge

Entry Notes: A very busy image but I think it does work and a bit of luck with the gentleman's red tee shirt. I think the author should try and take the couple at the end right out and compress the image more and then the image would be better balanced. The light on the shop front and the people is excellent. Luck is needed with an image like this and it has been achieved. Well done. COMMENDED 17 MARKS. Final Remarks Nicely caught and a lot of luck needed to achieve this image.

