



# Grantham & District Camera Club


August 2020 Appraisals via PhotoEntry Judged by Mike Armstrong DAPGB

## 1. Magnum – Differences




This was the first image I looked at so set the standard. The exposure is spot on and the lighting works well. The author had that bit of luck to have two subject people that are very different so making a good balance and the shadows fill the empty spaces, but still have detail. The whole image has been very well handled. Well done and I am sure the author will not mind me commending every entrant for making life difficult for me! 20 points.

## 2. The Sundial




The title is right and the B & W treatment is good as the image would not work as a colour presentation. The entries this time are some of the best I have seen and although I like the image I think it needs to be taken to another level so that the sundial makes the viewer want to look at it. I would try to lighten the sundial slightly and darken the surrounding area slightly to make the sundial stand out a little more. The author might find that if the surrounding area is darkened then nothing will be needed to be done to the sun dial. 17 points.

## 3. Dragonfly



First let me commend the author for attempting to create this image. Very difficult photography. To give the image more impact take a little off the top and more off the bottom. Because the wing movement is very hard to stop they are a little too blurred. The mouth is a little un-sharp but the eyes are superb. I am nit picking now but I would have liked to see a little more of the dragonfly's body but I am still impressed. 16 points.

## 4. Dreaming



This is a very classy young lady who will make a very good model. For a young untutored lady she knows how to deport herself. I would tone down the background because it is fighting for attention. Take off the small amount of leg showing and ask her to lose the bra straps so only the halter top straps are showing. The lighting is very good and the pose is just right. 17 points

## 5. Orange Tips



This again made the last four, then the last two and in the end I decided to award them both a winning mark. Look at this image full size to see the superb light and sharpness of the butterflies. If I would be tempted to do anything then a small amount off the bottom is all. I am in awe of the quality! Very well done author. 20 points.



## 6. Barn Owl



As with the young lady earlier, the background does pull the eye on the right side and top. The lighting on the bird is very good and held well because it is easy to burn some of the plumage out. The author has handled the exposure very well and the owl is very sharp on the breast, 17 points.

## 7. Feeling the slide



I know I keep referring to the quality of the images I have had the privilege to give comments on, but then again a very good image and it is known of my love for movement. I have again been encouraging this author and this is the best I have seen from her. Again I have to be harder than I want to be and nit pick. Movement on the cart and wheels are superb and you know the driver is really trying because he is in a controlled slide and lots of mud out of the rear and this is the nit pick. Take a small amount off the bottom to give the cart a greater sense of movement. Highly Commended. 19 points.

## 8. Swan



When I first looked at the image I thought just a swans head but it is much more than that. The swans head is very sharp and exposure is about right because any lighter and the water droplets would disappear. Nice catchlight in the eye. A difficult exposure so well done author. Commended. 18 points.

## 9. Concentration



The feather quality is superb and the light on the bird is just right. The eye has it and the markings are very good. The stance of the bird is again spot on. If the image was mine I would take the out of focus light area bottom left down so as not to draw the eye. I am sorry author but the quality I have been looking at is making me very picky but I still do like it! The wing going out of the picture has not bothered me. Commended. 18 points.



## 10. Common Blue Damselfly



Another superb image which I really enjoyed looking at. The lace wings are superb and the body is pin sharp. I have never seen the chrysalis before and not only one but two. The eye has a highlight, a little soft but the author should be very proud of this image. Highly Commended. 19 points.

## 11. Out in Front



I like the treatment with a sepia tone. The title suggests a race which the movement does not. The position of the sailboats is just right and each space is covered by a small boat and I do still like it but a better title please. The quality of the entry is making me work very hard and the marks given do highlight this. 17 points.

## 12. BREAKING BUD



The presentation of this flower head and the light is spot on. The hairs on the buds about to break are also spot on. There is one bud which, due to the way it is presenting, is out of focus range of the camera and this is where photo stacking could have played a part because the focusing could have been moved through say three images and then photo-merged so the image would be sharp throughout. I do still like the image and presentation. 17 points.

## 13. bee




This month the entries are the best I have had the pleasure to comment on. The bee is superbly sharp from the bees nose to two thirds down the wings which is about as good as you can get from a single shot. The bee has a catchlight in its eye. Because the background is very bright, the out of focus thistle head does draw the eye. Author see if you could tone down the background and almost take out the thistle by cropping and then a small amount off the right side but do not make the bee too central. 17 points.

## 14. Barbers



A well seen reflection! I like the red wall on the left side which holds the image in. The barbers pole is very good but the van I would have liked a little stronger and ideally a van man walking across the road for a hair cut. I know sometimes my imagination runs riot! The entry this month is so strong that I do have to be a little more critical than I would like to be. 16 points.

## 15. COBWEBS ON INULA SEEDHEAD 2



I held this image until the end because I could not make up my mind which of the two I liked the most. I finally decided the colour image was for me the best. The exposure is about right , but I would have liked to see more of the flower head sharper. Around F22 would or should have given the desired result. I know the author has a very nice tripod so no excuses. Set up on a tripod and then use the depth of field preview button. 17 points.



## 16. Steel Pipes




I have seen this image before and the author knows I like it, but I do think it will work better in B & W. It is a scene of impending doom and gloom so I think a B & W presentation would have worked better. The format is as it should be and I would not change it other than maybe a small amount off the right hand side. 16 points.

## 17. Under Renovation



This image made the last four. I love the feeling of “in need of a lot of TLC.” If I was printing this in a darkroom I would use a No 4 filter to give the picture more bite for more impact. This can be achieved on the computer. I would also try to convert the image to an Infra-red because I am sure the author would have an interesting image. Just needed a little more and the image would have been a winner. Highly Commended. 19 points.

### 18. Autumn Mood



The author of the blurred effect is getting there. I would still take the highlights off the top and keep the foliage near the bottom entrance sharp. Call me old fashioned, and yes I know I am, but I still like to see something nearly sharp and also lighten the frond to lead the eye to the bottom and that justifies the title. Finally, and yes I know I am being a pain slightly, darken the area between the first and second tree left. This has a real potential author. 17 points.

### 19. Leaf



Very simple image which has worked well in B & W and is spankingly sharp. The light is very well controlled and the detail is out of this world. Could the author change anything? No!!! Very well done. I have never awarded so many commended in a long time. Commended 18 points.



## 20. Riding with the wind



I am very proud to be working with the author of this entry. I think I would take the green part of the sail out because there is enough of the sail for the judge to know what they are looking at, then try to lower the exposure at least half a stop to give the sailboat a little more impact. By taking a little more off the top then more attention will be directed at the two gentlemen trying to keep the boat down. Commended. 18 points.


## 21. Dark Veined White hiding in the grasses



The butterfly is very sharp. I would like to encourage more of the members to apply for a PAGB award and I will help any member who wants to try. The eye can be seen and the tongue. One antennae is not sharp and I found when I attended a PAGB awards judging, that the only picture that the judges asked to see closer was natural history. The butterfly blends in nicely with the surroundings, but the background is a little fussy. 17points.



## 22. Cruising



Again one that, if the judge is not careful, could be marked down as just a duck. The movement is good and a good reflection of the duck's head due to the stillness of the water in front of the duck. The duck is crisply sharp and in good complementary light. Another well executed image. Commended. 18 points.

## 23. Jess the Cat



Get a load of those eyes which are very menacing with intent. The head of the cat is very sharp and the background white fur has been held well for exposure and out of focus which is as it should be . I would change nothing, August's entry is as I have already said very good. 17 points.

## 24. CINNAMON FERN



I like the treatment of the Cinnamon Fern and when enlarged looks very good, but remains good when viewed at presentation size. The lighting on the red cinnamon leaf is very good. The whole image works very well and there is nothing I would change. Commended. 18 points.

## 25. Roots



The roots do work as a B & W but for entry into say one of the Bi-Monthly competitions the image must have a centre of attention and I cannot find one anywhere. I want to rest my eyes on something, but I was drawn to the light area bottom right. Author, the image needs a centre of attention and darken the area mentioned and you will have a competitive image. 16 points.



## 26. Future World



Lovely shapes and curves. the exposure is about right and B & W works for me. The light area bottom draws the eye in. I did feel I wanted to see more of the structure than I can! Never-the-less a very competent image. 17 points.

## 27. COBWEBS ON INULA SEEDHEAD



There are two images of this dying flower and I have been torn between the two. Back to the quality in this entry and what this image has to compete against! I would lighten the head area to give more impact to the dying flower head and then the author may have a competing image. I know this is a doom and gloom image as the flower comes to its end but it does need a small lift. Life is like a flower soon to bloom and then soon to die. 16 points.



## 28. Sunrise Gulf of Aqaba



This so nearly took the honours as I was down to the last four. The pier holds the left end in well. The sun is exposed about right which is not easy so well done author. I like the panoramic feel to the image. Love the sun's reflections in the water and now, being picky, I would have loved a silhouetted person on the right just breaking the water's edge.

I still love it. Highly commended. 19 points.

## 29. Nobody Lives Here Anymore



I love the treatment given to this image which is not a des res. It is just a pity the author did not just move the camera a tad to include the left side of the gable because then it would have moved up one point, but do not despair author you are in good company. Commended. 18 points.

### 30. DROPPED BY THE RAIN



Good image of a flower head with water droplets and the background does not draw the eye. I think the image still needs more so I can plainly see the water droplets on the flower. Try increasing the exposure on only the flower author. 16 points.


### 31. Misty morning at Half Dome



Misty morning it is and reminds me of my climbing days when I would be up and away very early so I would make the top of a peak in time and be down to take refreshment in the pub. Does the author need the sun in the picture? which I think draws the eye too much. Brings back memories and the light on the mountains is superb. 17 points.



## 32. Elan Valley



The author has had to suffer the Elan Valley light which can be superb and can also be “let’s go to the pub early” time. The snow on the road and parking area does give a good lead and things look as if they may improve light wise or maybe not. As I am sure the author knows, conditions can change in a blink of the eye. I like the position used to capture the image, but if I had a pound for every image I had like this I would be a wealthy man. Do not be put off by my comments, so go back and try again. 17 points.

## 33. ABANDONED



I have looked at this image and then thought what would I do to improve it. The light on the leaf springs is very good but I would want more, so the first thing is I would do is change the image to B & W and then work from there. The image has potential but you have not yet exploited it. 16 points.





# Grantham & District Camera Club

August 2020 Appraisals via PhotoEntry Judged by Mike Armstrong DAPGB

The authors are as follows...

1. Magnum – Differences by Geoffrey Foster
2. The Sundial by Peter Gibson
3. Dragonfly by Martin Ball
4. Dreaming by Zuzana Woolley
5. Orange Tips by Geoffrey Foster
6. Barn Owl by Elizabeth Mantle
7. Feeling the slide by Zuzana Woolley
8. Swan by Jamie Back
9. Concentration by Elizabeth Mantle
10. Common Blue Damsel fly by Zuzana Woolley
11. Out in Front by Stuart Clarke
12. BREAKING BUD by Jo Morris Turner
13. Bee by Martin Ball
14. Barbers by Diane Brittain
15. COBWEBS ON INULA SEEDHEAD 2 BY Jo Morris Turner
16. Steel Pipes by Geoffrey Foster
17. Under Renovation by Nick Wainwright
18. Autumn Mood by Peter Gibson
19. Leaf by Jamie Back
20. Riding with the wind by Angela Steptoe



# Grantham & District Camera Club

August 2020 Appraisals via PhotoEntry Judged by Mike Armstrong DAPGB

Authors continued...

21. Dark Veined White hiding in the grasses by Geoffrey Foster

22. Cruising by Nick Wainwright

23. Jess the Cat by Martin Ball

24. CINNAMON FERN by Jo Morris Turner

25. Roots by Geoffrey Foster

26. Future World by Stuart Clarke

27. COBWEBS ON INULA SEEDHEAD by Jo Morris Turner

28. Sunrise Gulf of Aqaba by Jamie Back

29. Nobody Lives Here Anymore by Peter Gibson

30. DROPPED BY THE RAIN by Jo Morris Turner

31. Misty morning at Half Dome by Geoffrey Foster

32. Elan Valley by Diane Brittain

33. ABANDONED by Jo Morris Turner

Please remember that all images are copyright of their respective authors and must not be reproduced without their express permission.

